





Intelife is a Registered NDIS Provider.

	<p>Intelife charges the price limit set by the NDIS. Sometimes there is a one-off establishment fee of \$675.60</p>
	<p>Intelife keeps to the NDIS rules and guidelines set out by the NDIS for Registered Providers</p>


## Lifeskills

	Weekdays	Saturdays	Sundays	Public holidays
	<p>\$67.56 - \$73.09 per hour</p>	<p>\$95.07 - \$102.86 per hour</p>	<p>\$122.59 - \$132.62 per hour</p>	<p>\$150.10 - \$162.38 per hour</p>
	<p>Group rates are based on the number of attendees. Capital Centre Costs (\$2.53 per hour) also apply.</p>			


## Customised Employment / Employment Support / Individual Social Skills Development

	<p>Weekdays \$77.00 per hour</p>
---	----------------------------------


## Supported Employment

	<p>\$67.56 per hour (based on 1:1 support, ratios apply for group support). Saturday, Sunday and Public Holiday rates are available on request Capital Centre Costs (\$2.53 per hour) may also apply</p>
---	--

## Activity Based Transport

	<p>\$1.00 per km for a vehicle that is not modified</p>
---	---

## Support Coordination

	<p>\$100.14 per hour for coordination of supports</p>
---	---

Intelife also charges for:

- non-face-to-face support and provider travel (at the same hourly rate as the support item)
- provider travel non-labour costs (parking and vehicle running costs at \$1.00 per kilometre)